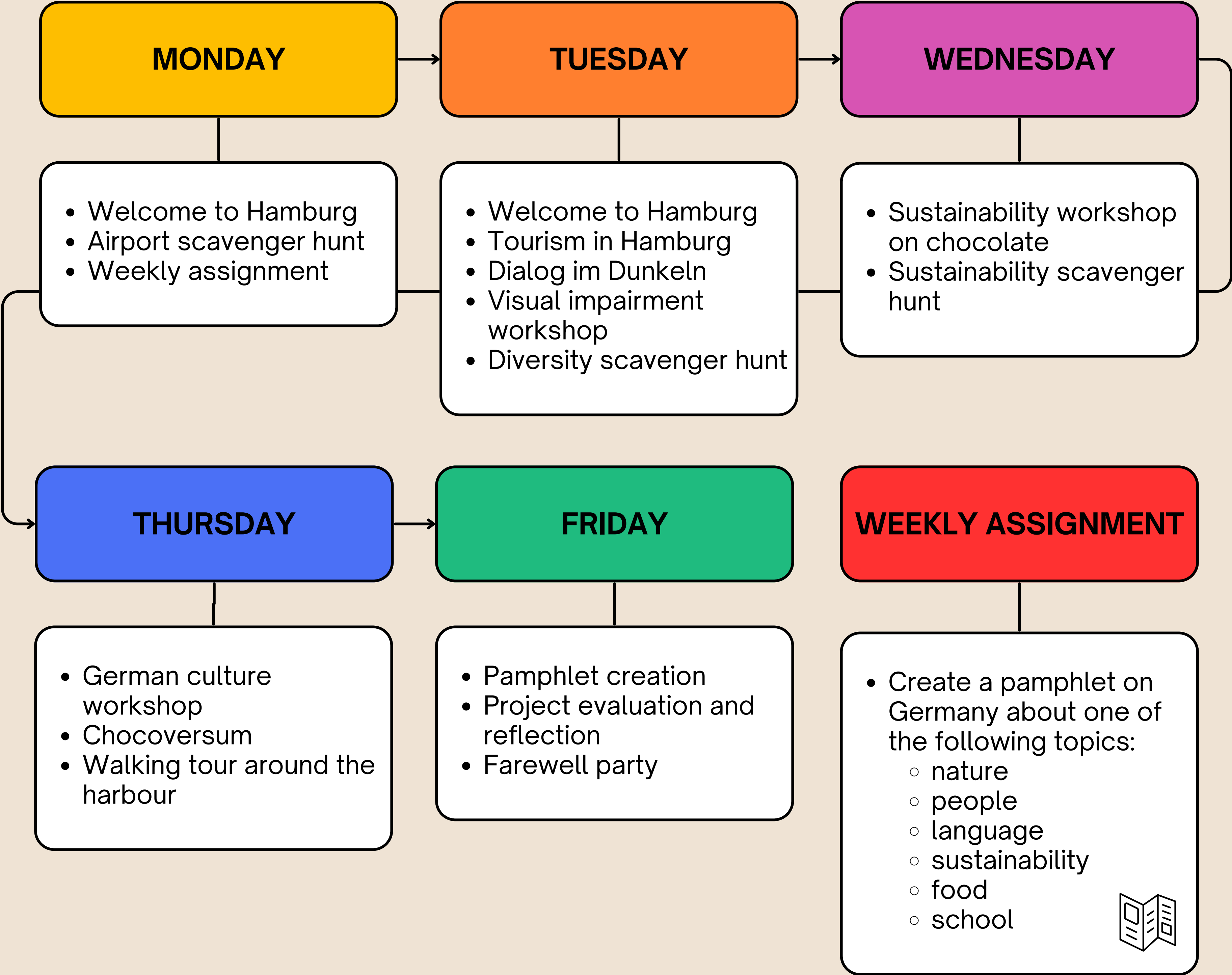


# Bridging Borders, Embracing Diversity Learning Through Travel




Last stop: Hamburg - 05 May - 09 May 2025

Welcome to Hamburg, the last stop of our shared journey and the last chapter of our project.



# NATURE



**What natural regions are there in the north of Germany?**

**What's the nature like in Hamburg?**

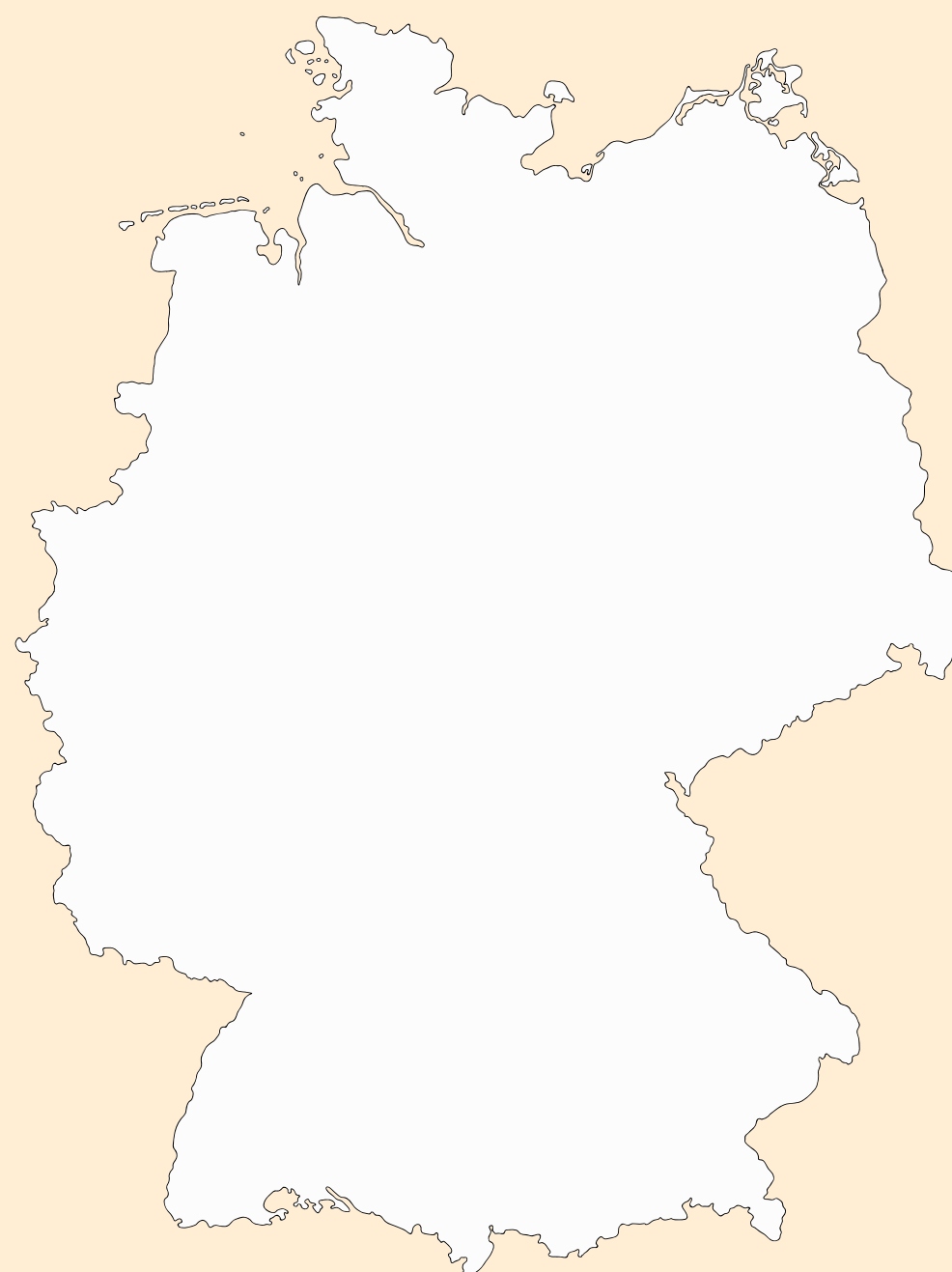

**Are there rivers, lakes, mountains ...?**

**What outdoor activities can you do in Hamburg?**

**What's the weather like?**

**Are there seasons?**

...



# PEOPLE



**How many people live in Germany? How many in Hamburg?  
What nationalities and minorities live in Germany and in  
Hamburg?**

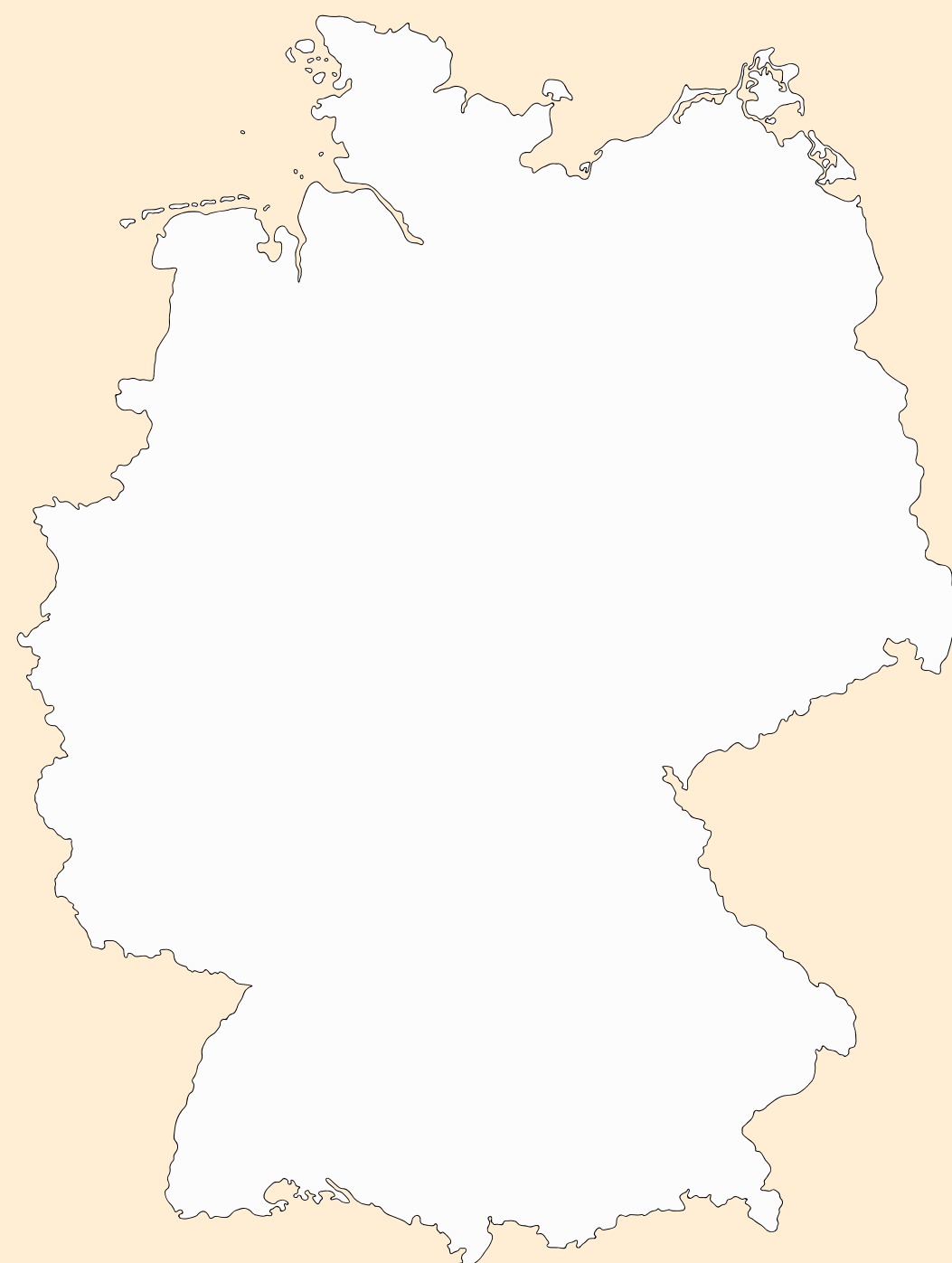

**Is it a diverse population of people?**

**What are the people like?**

**What are some famous people from Germany and Hamburg?**

**Are they religious?**

...



# LANGUAGE

*Hallo!*

*Auf Wiedersehen!*



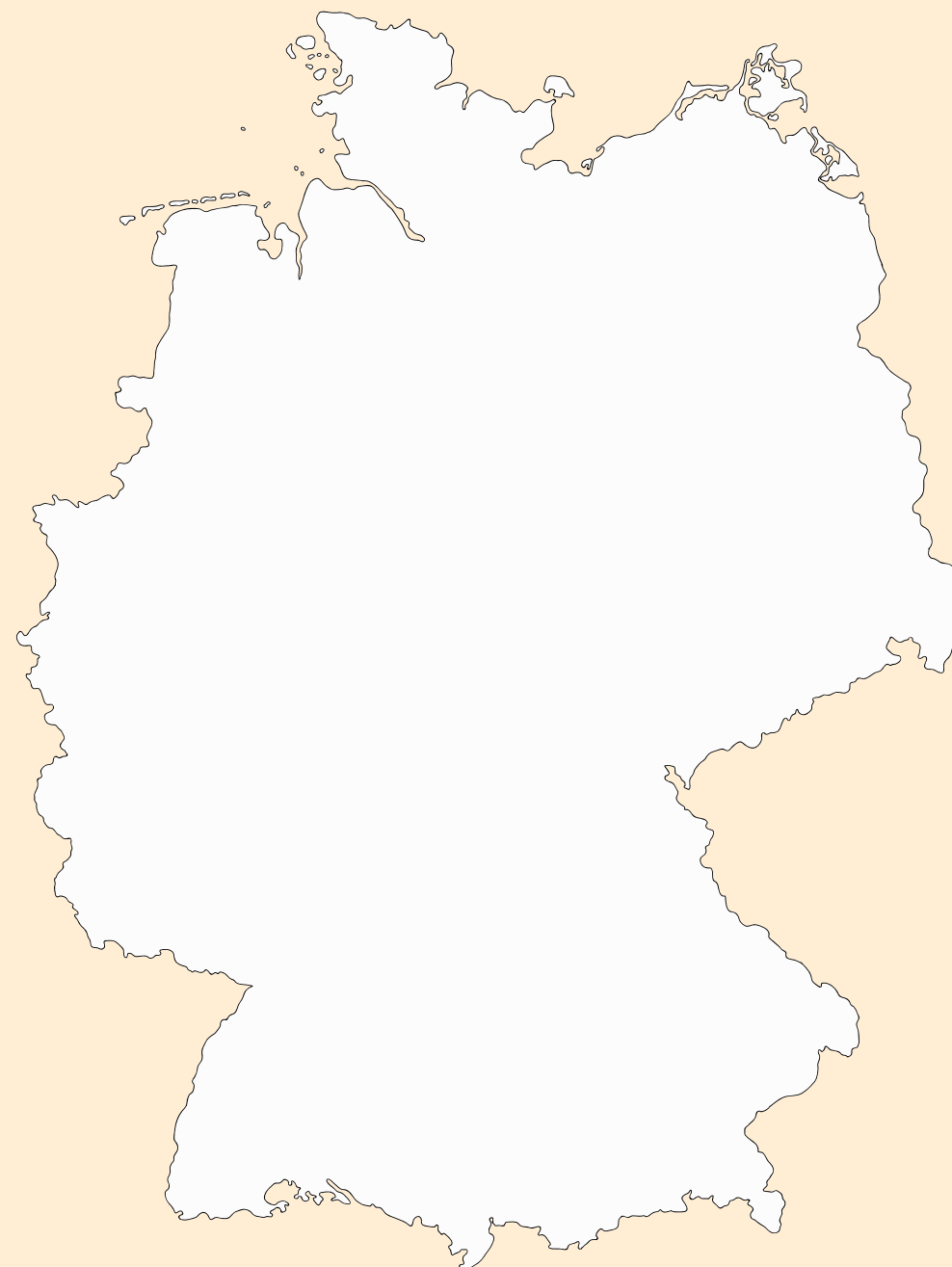

**Which language group does German belong to?**

**Is it difficult?**


**Are there signs in foreign languages around Germany and Hamburg?**

**What are some key phrases in German?**

...



# SUSTAINABILITY



**Is Germany a sustainable country? Is Hamburg a sustainable city?**

**Are there recycling bins around cities and towns?**

**Is it easy to recycle in Germany?**

**Is Hamburg a clean place?**


**Is there drinking tap water available in cities and towns?**

**What are some sustainable practices you noticed around Hamburg?**

**Are there any sustainable signs around Hamburg?**



**Are there any solar power plants?**

...





# FOOD



**What are some typical German dishes?**

**What is the food like?**

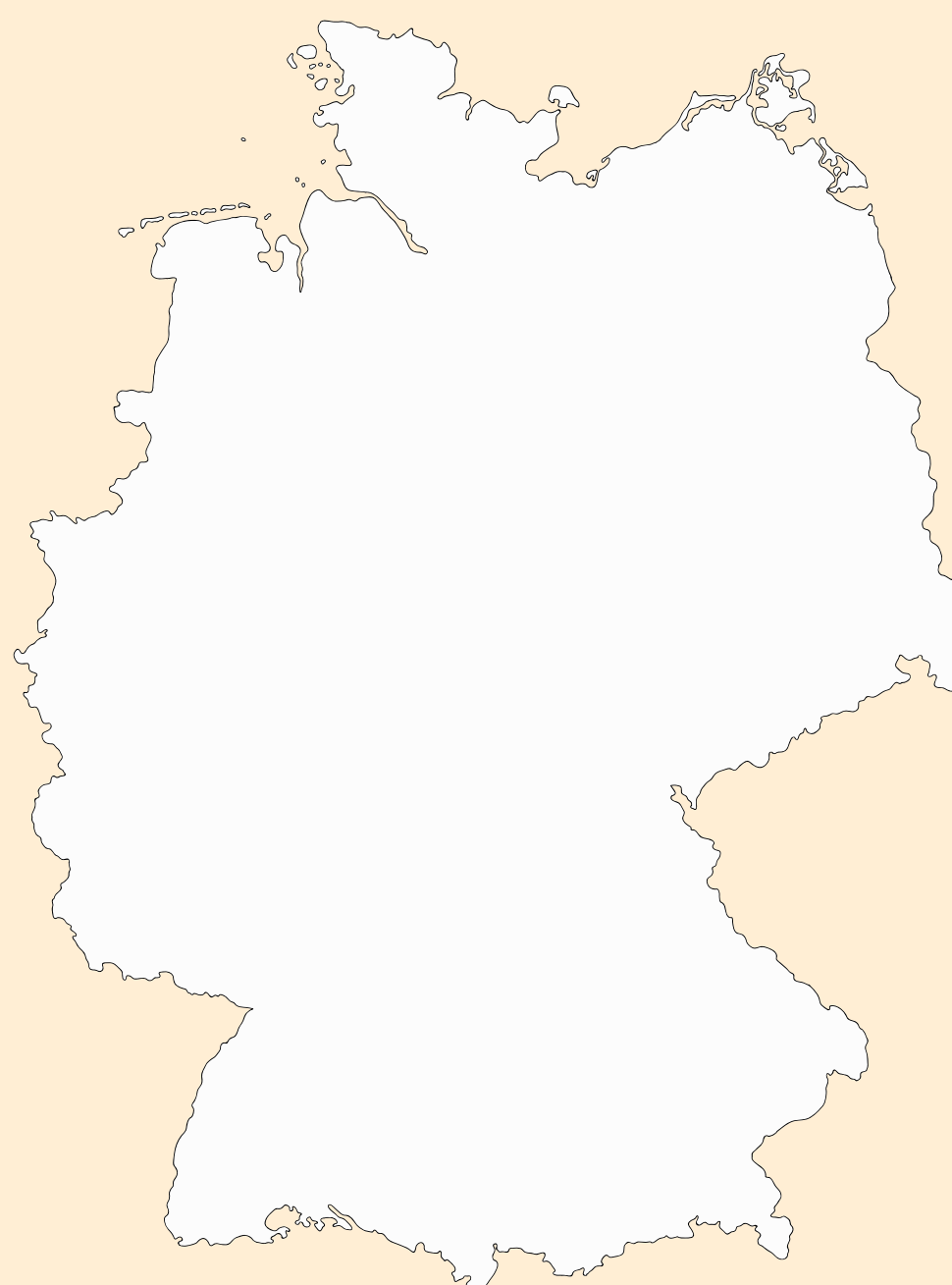

**Is it similar to Spanish or Slovenian food?**

**Is the food healthy?**


**What is the food at school like?**

**Write a recipe for a typical German dish.**

...



# SCHOOL



**What is the school system like in Germany?**

**How many years are mandatory?**

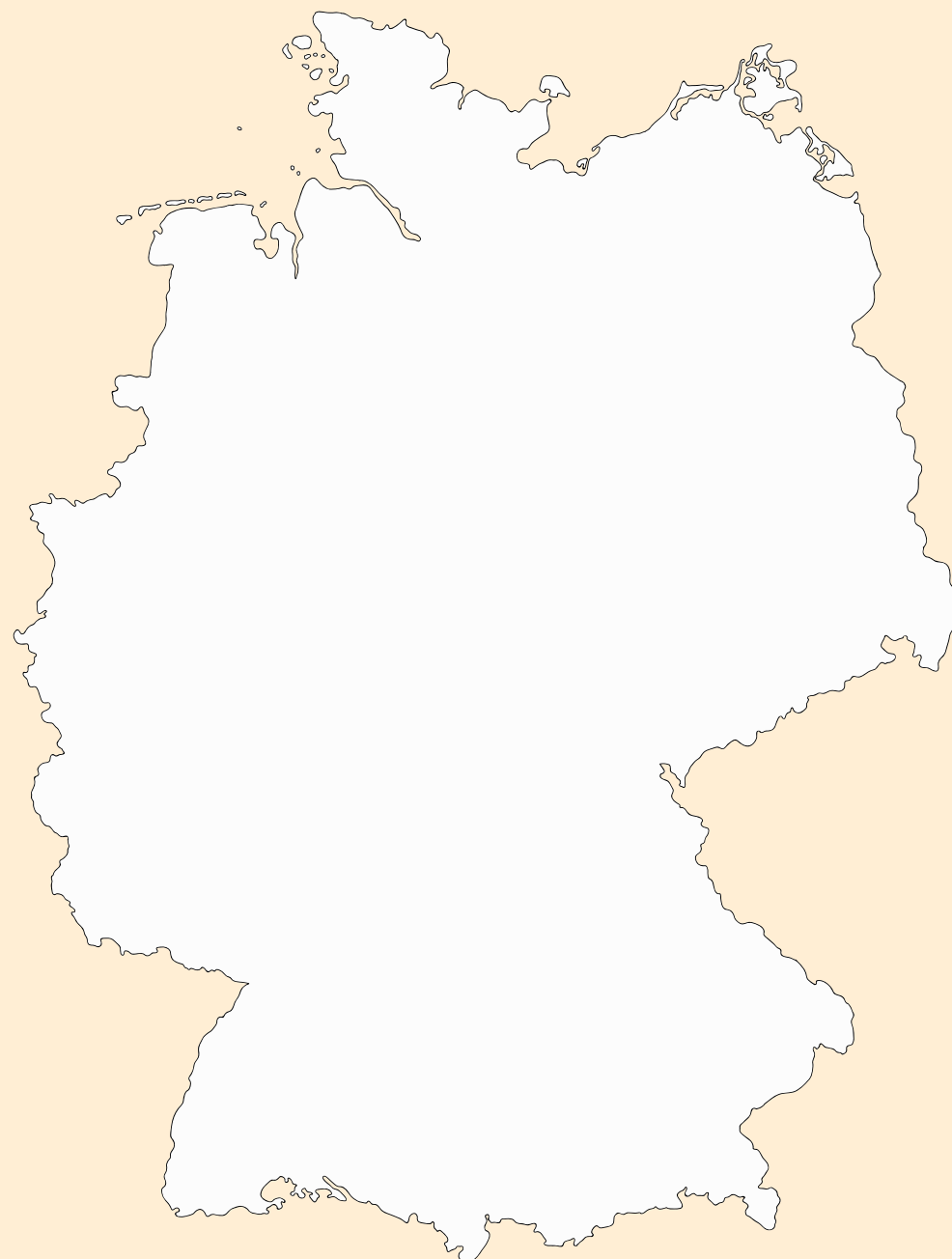

**What kind of ICT is used in schools?**

**Which universities are there in Hamburg?**

**Are there any exchange programs?**

**What are some differences compared to Slovenia and Spain?**

...



# **MONDAY**

## **WELCOME TO HAMBURG**

### **Schedule**

**8:00 Welcome at the school**

**8:30 Ice-breaker games**

**9:00 Weekly assignment, goals and expectations**

**9:30 Break**

**9:50 - 12:00 Scavenger hunt around Hamburg Airport**

**12:15 - 13:00 Lunch break**

**13:05 - 14:00 Time for digital workshops**



### **Monday goals**

- **reconnect with your exchange partners**
- **set your expectations and goals for the week**
- **learn about the importance of the airport for Hamburg**
- **explore the airport**
- **talk English**



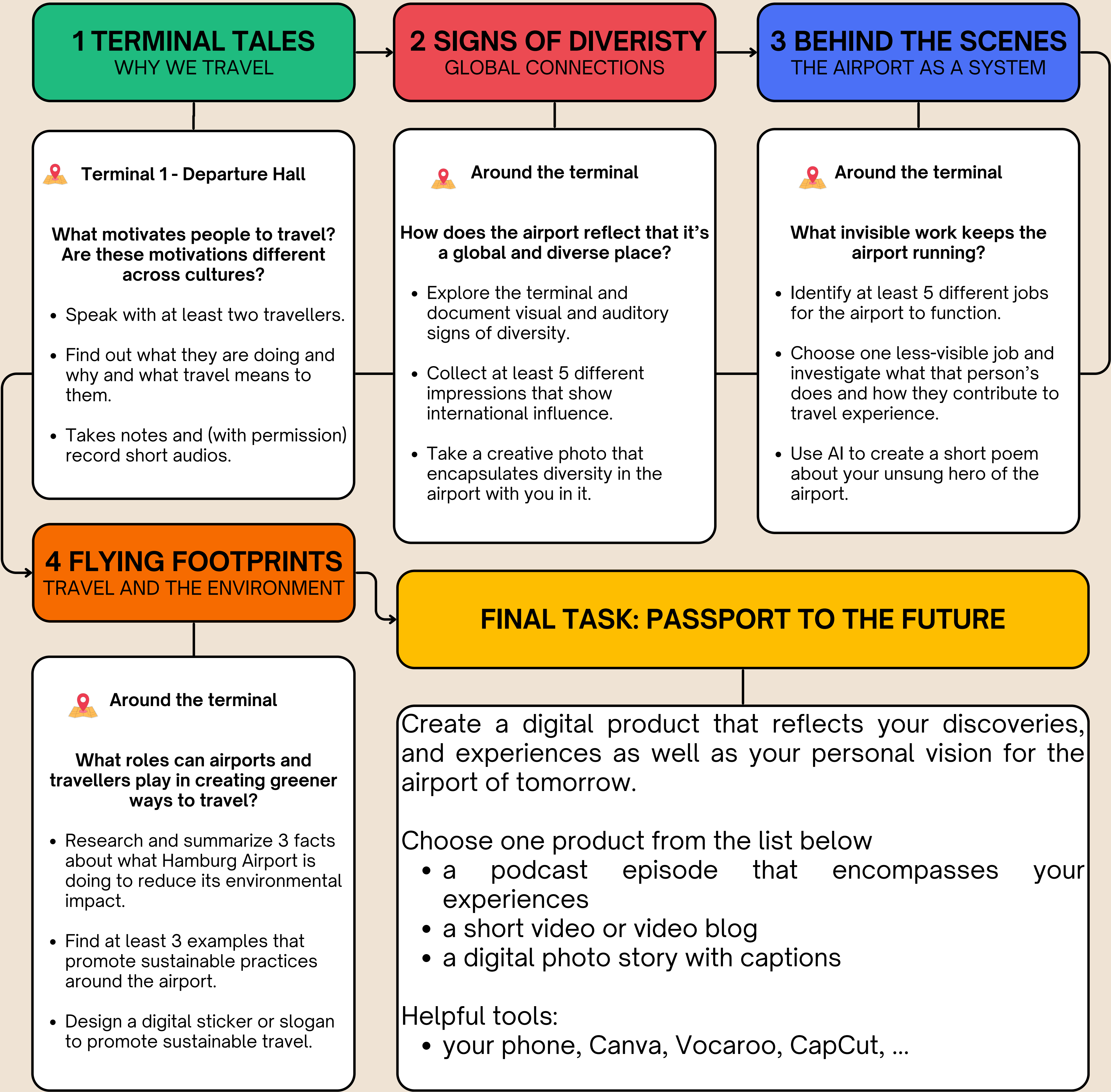


# HAMBURG AIRPORT SCAVENGER HUNT


Welcome to Hamburg Airport! You are now on a mission to uncover the stories, systems, and symbols behind modern travel. Along the way, you'll explore how we move across borders, how airports reflect global diversity, and how travel can become more sustainable. You'll gather information, complete creative tasks, and reflect critically.

Your final mission: Create a digital product that captures your discoveries, ideas, and personal reflections.

Upload your results to the task card: <https://tinyurl.com/547m3e9u>



Group 1 starts at station 1, group 2 starts at station 2 and so on. You should start with the final task only after finishing station 1 to 4.



# **TUESDAY**

## **DIVERSITY IS ALL AROUND US**

### **Schedule**

**8:00 Meeting at the school**

**8:15 Ice-breaker games + quizzes**


**9:30 Break**

**9:50 - 12:00 Bus tour of Hamburg**

**12:00 - 12:30 Lunch time (BYO lunch)**

**12:45 - 15:30 Visit to “Dialog im Dunkeln” + “Visual impairment” workshop**

**15:30 - 17:00 Scavenger hunt “Diversity and Inclusion around Hamburg”**



### **Tuesday goals**

- **reconnect with your exchange partners**
- **test your knowledge about tourism in Germany, Slovenia and Spain**
- **explore some of the most famous touristic sights in Hamburg**
- **learn about challenges people with visual impairment face and experience navigating without relying on your vision**
- **navigate around Hamburg and explore different aspects of diversity**
- **talk English**





# DIVERSITY SCAVENGER HUNT

In a city with almost 2 million inhabitants and more than 16 million visitors in 2024, public transportation is a key factor to keep the city running. Naturally, a lot of Hamburg's diversity can be experienced on and along the lines of the public transportation network: locals commuting to and from work, tourists from all over the world on their way to the next sight or an international group of students on a mission to explore one of the most popular cities in Germany.

- All groups start at **U Baumwall** and finish at **U Ohlsdorf**.
- Follow the instructions and use public transportation for the route assigned to you. Sometimes, walking parts of the way can be the quicker choice.
- Post photos of your findings on the task card.
- Information for your tasks can be found at the stations, in the surrounding areas but also when you're on the train.
- After visiting the last stop, reflect: Who benefits most from public transportation and who least? What could be done to create a network for everyone? Post your answer to the task card.

## RED ROUTE

01.

### U Sternschanze

- Find examples of youth culture and take photos of it.
- Take a photo of yourselves in a corner that feels local and alternative.

02.

### U Jungfernstieg

- Do a quick survey and observe the people that spend time here. Who are they - tourists, locals, businesspeople, ...?
- Split up and see how many people of each group you can count in 2 minutes.
- Reflect: Who is this place for - and who not?

03.

### U Klosterstern

- Walk around the area and count how many languages you hear in 5 minutes.
- Choose a building that you like and take a photo of it. Use an AI tool and try to create a similar image by describing the building as accurately as possible.
- Post photos of the building, the AI image and your final prompt.

04.

### U Barmbek

- Navigate the station using only tactile paths or as if you were unable to take the stairs or the escalator.
- Find examples and take photos of supportive measures but also of challenges these groups might encounter.



# DIVERSITY SCAVENGER HUNT

In a city with almost 2 million inhabitants and more than 16 million visitors in 2024, public transportation is a key factor to keep the city running. Naturally, a lot of Hamburg's diversity can be experienced on and along the lines of the public transportation network: locals commuting to and from work, tourists from all over the world on their way to the next sight or an international group of students on a mission to explore one of the most popular cities in Germany.

- All groups start at **U Baumwall** and finish at **U Ohlsdorf**.
- Follow the instructions and use public transportation for the route assigned to you. Sometimes, walking parts of the way can be the quicker choice.
- Post photos of your findings on the task card.
- Information for your tasks can be found at the stations, in the surrounding areas but also when you're on the train.
- After visiting the last stop, reflect: Who benefits most from public transportation and who least? What could be done to create a network for everyone? Post your answer to the task card.

## GREEN ROUTE

01.

### U Jungfernstieg

- Take photos of three examples of different languages.
- Take a photo of a multilingual message in a public space.

02.

### U Sternschanze

- Explore the area around the station and focus on examples of a cultural mix.
- Take a photo of "everyday diversity" with you in it.

03.

### U Eppendorfer Baum

- Observe how people present themselves and compare this to your experiences on the previous stop.
- Come up with three words or phrases to describe both areas to a person who's never been there before.

04.

### U Barmbek

- Explore the station with a focus on access and focus on how people with visual or physical impairments can navigate the station.
- Find examples and take photos of supportive measures but also of challenges these groups might encounter.





# DIVERSITY SCAVENGER HUNT

In a city with almost 2 million inhabitants and more than 16 million visitors in 2024, public transportation is a key factor to keep the city running. Naturally, a lot of Hamburg's diversity can be experienced on and along the lines of the public transportation network: locals commuting to and from work, tourists from all over the world on their way to the next sight or an international group of students on a mission to explore one of the most popular cities in Germany.

- All groups start at **U Baumwall** and finish at **U Ohlsdorf**.
- Follow the instructions and use public transportation for the route assigned to you. Sometimes, walking parts of the way can be the quicker choice.
- Post photos of your findings on the task card.
- Information for your tasks can be found at the stations, in the surrounding areas but also when you're on the train.
- After visiting the last stop, reflect: Who benefits most from public transportation and who least? What could be done to create a network for everyone? Post your answer to the task card.

## YELLOW ROUTE

01.

### U Jungfernstieg

- Take photos of advertisements or brands in different languages.
- Take a photo of a multilingual message in a public space.

02.

### U Eppendorfer Baum

- Explore the area and focus on small, almost hidden signs of diversity.
- Take a photo with the caption "tradition and change."

03.

### U Sternschanze

- Find a business with international background and take a photo of it.
- Find an example of "street culture" and take a photo of it.

04.

### U Barmbek

- Explore the station as if you were new in Hamburg and only rely on your Slovenian or Spanish.
- Take photos of helpful measures you find on your way but also challenges that you face.





# DIVERSITY SCAVENGER HUNT

In a city with almost 2 million inhabitants and more than 16 million visitors in 2024, public transportation is a key factor to keep the city running. Naturally, a lot of Hamburg's diversity can be experienced on and along the lines of the public transportation network: locals commuting to and from work, tourists from all over the world on their way to the next sight or an international group of students on a mission to explore one of the most popular cities in Germany.

- All groups start at **U Baumwall** and finish at **U Ohlsdorf**.
- Follow the instructions and use public transportation for the route assigned to you. Sometimes, walking parts of the way can be the quicker choice.
- Post photos of your findings on the task card.
- Information for your tasks can be found at the stations, in the surrounding areas but also when you're on the train.
- After visiting the last stop, reflect: Who benefits most from public transportation and who least? What could be done to create a network for everyone? Post your answer to the task card.

## PURPLE ROUTE

01.

### U Sternschanze

- Observe how people express themselves. Describe the fashion of this area in three terms to a person who's never been there before.
- Take a photo of something that represents personal freedom or individualism.

02.

### U Eppendorfer Baum

- Explore the area around the station and focus on examples of a cultural mix.
- Take a photo of "everyday diversity" with you in it.

03.

### U Barmbek

- Explore the station as if you were travelling with your entire family (great-grandfather with a walking stick, your older cousin with a baby stroller, ...).
- Find examples and take photos of challenges and supportive measures that you encounter.

04.

### U Ohlsdorf

- Most people take the subway from the airport and the station Ohlsdorf is the first stop they encounter. Take a photo that captures the mood of this place.
- Take two more photos a pleasant surprise upon arrival, and of something that's typically for Hamburg.



# WEDNESDAY

MAKING SUSTAINABLE CHOICES IN OUR EVERYDAY LIVES

## Schedule

8:00 Meeting at the school

8:15 Presentation of scavenger hunt results

9:00 - 12:00 “Cocoa and chocolate - bittersweet production” workshop

9:30 - 9:50 Break

12:00 - 13:00 Lunch time

13:00 - 15:00 Scavenger hunt “Sustainability around Hamburg”



## Wednesday goals

- learn about the importance of Hamburg’s port as an international hub
- learn about the relations between eating chocolate and global (in-)justice
- discuss sustainable alternatives
- enjoy chocolate tasting
- navigate around Hamburg and learn about its attempt to be more sustainable
- talk English





# SUSTAINABILITY SCAVENGER HUNT

In one of Hamburg's most vibrant and creative neighborhoods, sustainability is more than just a trend – it is a way of shaping the future.

Between historic bunkers, colorful street art, lively cafés and alternative shops, ideas for greener living grow and flourish.

Today, you are on a mission to explore how sustainability is lived, expressed, and imagined in St. Pauli and the Sternschanze.

Stations and tasks can be handled in any given order. The photo tasks are mandatory. Choose two of the creative tasks.

Upload your results to the task card: <https://tinyurl.com/547m3e9u>



## 1 GREEN BUNKER

“THE FUTURE GROWS ON CONCRETE”



Hamburg Bunker

You're standing at a building full of history - and now it's being transformed.

- Do a quick research about the history of the bunker and its transformation.
- Take a symbolic picture that highlights the contrast between tradition and change.
- Invent a time capsule message to hide inside the bunker for the next 80 years. Express your hopes or wishes for a sustainable future.

## 2 URBAN MOBILITY

“MOVE SMART, LIVE GREEN”



U-Feldstraße and surrounding areas

Explore how people move around this area in sustainable ways and what the city does to support that.

- Find three different forms of eco-friendly mobility. Take a photo of each.
- Rank them from 1 (most sustainable) to 3.
- Create a short slogan or campaign idea (max. 10 words) that promotes your #1 choice.

## 3 CONSCIOUS SHOPPING

“BUY LESS, CHOOSE WELL”



Schulterblatt or Schanzenstraße

Many places around this area try to challenge the way we usually shop or eat. What makes them different?

- Choose one place that, in your opinion, supports sustainable consumption.
- Take a photo of the storefront or a detail inside.
- Use AI to create a short mini-advertisement to promote conscious shopping. Use your creativity – humor, poetry, drama, anything goes!

## 4 VOICES OF THE STREET

“SIGNS OF CHANGE”



Schulterblatt or Juliusstraße

In this neighborhood, people express their ideas about the world through posters, street art, and graffiti. What messages about sustainability, justice or the planet do you see?

- Find one visual message (sticker, graffiti, mural, etc.) that connects to sustainability or activism and take a photo of it.

## 5 TRASH TALK

“THE BEST BIN MESSAGE”

Hamburg is famous for its creative, funny, or ironic messages on public trash bins. These little slogans are meant to make people smile – and think.

- Walk through the area and search for the most original or inspiring trash bin message. Take a photo of it.
- Then create your own funny or clever trash bin slogan (in English or German) that encourages people to keep the city clean.

# THURSDAY

## SPEAKING, BAKING AND SINGING LIKE A GERMAN

### Schedule

8:00 Meeting at the school

8:15 Presentation of scavenger hunt results

8:45 - 11:30 “German culture - typical Hamburg” workshop

9:30 - 9:50 Break

12:15 - 13:00 Lunch time

13:00 train to Chocoversum

14:00 - 15:30 Visit to Chocoversum

15:30 - 17:00 Exploring Hamburg “Speicherstadt” and harbour on foot



Moin!



### Thursday goals

- learn and speak German
- bake and enjoy German pastry
- sing a traditional German “shanty”
- explore one of the most popular touristic museums in Hamburg
- explore two of the most important historic and touristic areas of Hamburg
- talk English



# FRIDAY

## REFLECTION AND EVALUATION

### Schedule

**8:00 Meeting at the school**

**8:15 Presentation of scavenger hunt results**

**8:30 - 11:30 Make a pamphlet on Germany in groups**

**9:30 - 9:50 Break**

**11:30 - 12:15 Pamphlet exhibition, self-evaluation and peer-evaluation**

**12:15 - 13:00 Lunch time**

**13:00 - 14:00 Project evaluation and reflexion**

### Friday<sup>T</sup>goals

- desing and make the pamphlet about Germany
- self-evaluate and peer-evaluate your performance
- evaluate the project week
- have a blast at the party
- talk English

